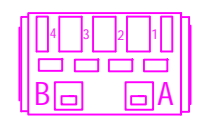


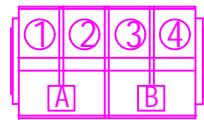
1	2024.06.24	A
---	------------	---

P1

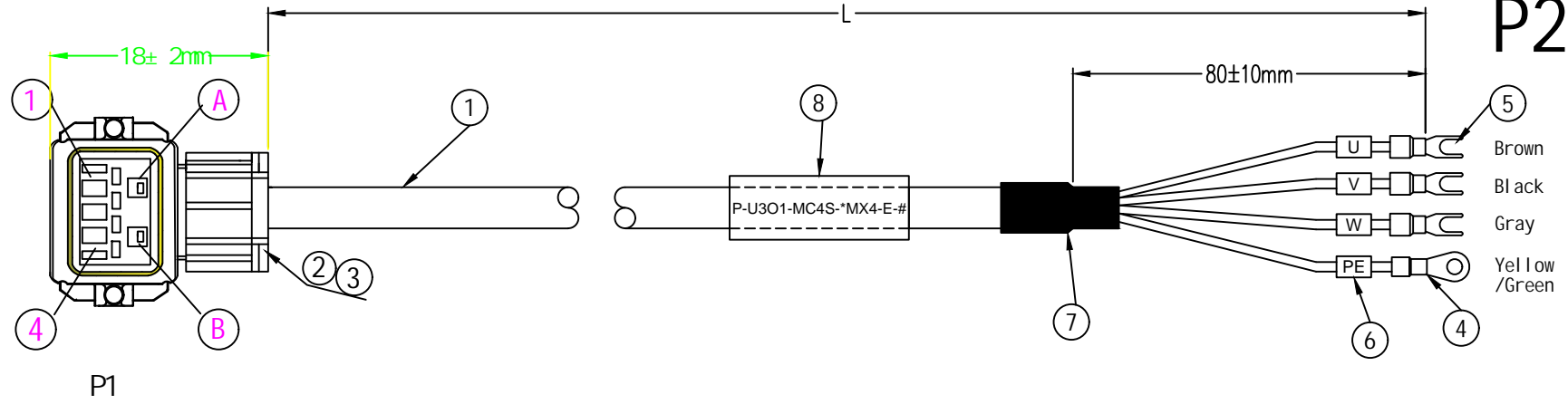
P2



Front view



Insert view



I. Wiring Table

P1	Color	Marker	P2
3	Brown or Red	U	U Terminal
1	Black or Blue	V	U Terminal
2	Gray or Brown	W	U Terminal
4	Yellow /Green	PE	0 Terminal

II. Test Conditions:

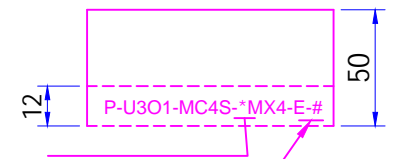
- 100% Open & Short Circuit Test
- Withstand Voltage Test: DC 300V
- Continuity Impedance: < 5
- Insulation Resistance: 300 M

III. Assembly Requirements:

- P2 terminal crimp free of deformation, crack or stray wires.
- Fit heat shrink tube before P1 assembly; wire shall not slip after locking.
- Thread serrated marker tube by wire color before crimping; no missing/wrong threading.

IV. Packaging:

- Coil dimension: 120±20 mm, then secure with black cable ties;
- Place the coiled cable into a PE zipper bag.

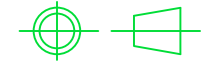


Length: *M = Meters
 Examples: 3M=3m, 5M=5m, 10M=10m

1: Standard flex, 2M cycles
 2: High flex, 5M cycles
 3: Ultra flex, 10M cycles

0 L 1000mm	± 20	3000 L 5000mm	± 60	10000 L 15000mm	± 200
1000 L 3000mm	± 40	5000 L 10000mm	± 100	15000 L 20000mm	± 300

NO.	DESCRIPTION	Q'TY	UNIT
8	Label: 50×12×35, t0.03, white opaque PET sticker	1	PCS
7	Heat shrink tube, ID8.0, heavy-wall 600V, black	1	PCS
6	Marker tube, ID1.0, L15mm, PVC serrated, print U,V,W,PE	4	PCS
5	Terminal: SV1.25-4S U-terminal, red insulator	3	PCS
4	Terminal: RV1.25-4S 0-terminal, red insulator	1	PCS
3	Terminal: SUNCHU FMCK6012220	1	PCS
2	Connector: SUNCHU SC-MC6S-AC20-00	1	PCS
1	Cable 4C×0.75mm ² , OD7.5, ultra-flex 10M cycles, orange	X	M
	Cable 4C×0.75mm ² , OD6.9, high-flex 5M cycles, orange	X	M
	Cable 4C×0.75mm ² , OD7.6, standard-flex 2M cycles, black	X	M



2024.06.24	Unit	mm	A	1/1
------------	------	----	---	-----

Model P-U3O1-MC4S-*MX4-E-#

Spec: Low-power cable SC-MC6S-AC20-00 TO 3U10 terminal 4C*O.75mm²

1	2	3	4	5	6	7	8
---	---	---	---	---	---	---	---